

Tech Talk for Saturday December 7th 2024

The Bottom Line

U.S. economic focuses this week are on November CPI released on Wednesday and November PPI released on Thursday.

Canadian focus is on the Bank of Canada's interest rate decision on Wednesday. Consensus calls for at least a 0.25 basis point reduction.

Consensus for Earnings and Revenues by S&P 500 companies

Source: www.factset.com

Earnings and revenue gains accelerate in the fourth quarter from the third quarter, but at a slightly lower rate than offered three weeks ago. (November 25th). Consensus calls for an 11.9% earnings increase (down from previous 12.0%) and a 4.8% revenue increase (up from previous 4.7%).

For all of 2024, consensus calls for a 9.6% earnings increase (up from previous 9.4%) and a 5.1% revenue increase (up from previous 5.0%).

Consensus for earnings gains in 2025 remains elevated and moved higher from the November 25th report. First quarter earnings are expected to increase 12.8 % on a year-over-year basis (up from previous 12.7%) and revenues are expected to increase 5.2%. Second quarter earnings are expected to increase 12.1% and revenues are expected to increase 5.4% (down from previous 5.7%). Third quarter earnings are expected to increase 15.2% and revenues are expected to increase 5.7%. Fourth quarter earnings are expected to increase 16.9% and revenues are expected to increase 6.6%. For all of 2025 earnings are expected to increase 15.0% and revenues are expected to increase 5.7% (down from previous 5.8%)

Economic News This Week

Third quarter U.S. Non-farm Productivity released at 8:30 AM EST on Tuesday

November U.S. Consumer Price Index released at 8:30 AM EST on Wednesday

Bank of Canada interest rate decision is released at 9:45 AM EST on Wednesday

November U.S. Producer Price Index released at 8:30 AM EST on Thursday

Selected Earnings News This Week

Monday: Oracle, Toll Brothers

Tuesday: AutoZone

Wednesday: Adobe, Lennar, Macy's

Thursday: Broadcom, Costco

Trader's Corner

Example showing score for China large cap iShares (FXI)

	Previous Score	New Score
Intermediate trend: Remains down	-2	-2
Strength relative to S&P 500 Index: Changed from negative to neutral	-2	0
Above/Below 20 day moving average: Moved above	-1	1
Daily momentum (Stochastics, RSI, MACD): Remains up	1	1
Totals	-4	0

Equity Indices and Related ETFs

Daily Seasonal/Technical Equity Trends for December 6th 2024

Unit	Seasonal	Until	Trend	Relative Strength	20 Day MA	Momentum	Tech Score	Prev Score
SPX	Positive	Jan.6	Up	Neutral	Above	Up	4	
TSX	Neutral	Dec.15	Up	Neutral	Above	Up	4	
DJIA	Positive	Jan.6	Up	Neutral	Above	Down	2	4
COMPQ	Neutral	May 18	Up	Positive	Above	Up	6	
IYT	Neutral	Sept.9	Up	Negative	Below	Down	-2	
AORD	Neutral	June 15	Up	Neutral	Above	Up	4	
NIKK	Positive	Jan.6	Up	Neutral	Above	Up	4	
IEV	Positive	Apr 30	Down	Neutral	Above	Up	0	
FXI	Positive	Jan.21	Down	Neutral	Above	Up	0	-4
EEM	Positive	Mar.1	Up	Negative	Above	Up	0	

Green: Increase from previous day

Red: Decrease from previous day

Source for all positive seasonality ratings: www.EquityClock.com

Commodities

Daily Seasonal/Technical Commodities Trends for December 6th 2024

Unit	Seasonal	Until	Trend	Relative Strength	20 Day MA	Momentum	Tech Score	Prev Score
CRB Index	Neutral	Feb.12	Down	Negative	Below	Down	-6	-4
Gasoline	Neutral	Mar.30	Up	Negative	Below	Down	-2	
Crude Oil	Neutral	Jan.12	Neutral	Negative	Below	Down	-4	0
Natural Gas	Neutral	Sept.3	Neutral	Neutral	Below	Down	-2	
S&P Energy	Positive	Apr. 3	Up	Negative	Below	Down	-2	
Oil Services	Neutral	Dec.19	Neutral	Negative	Below	Down	-4	-2
Gold	Neutral	Dec.23	Neutral	Negative	Below	Up	-2	
Silver	Neutral	Dec.28	Neutral	Neutral	Above	Up	2	
Gold Bug	Neutral	Dec.15	Neutral	Neutral	Below	Down	-2	2
Platinum	Neutral	Dec.24	Neutral	Negative	Below	Down	-4	
Palladium	Positive	Apr.20	Neutral	Negative	Below	Down	-4	
Copper	Positive	Feb.28	Up	Negative	Above	Up	2	
Agriculture	Positive	Jan.30	Neutral	Negative	Below	Down	-4	0

Green: Increase from previous day

Red: Decrease from previous day

Sectors

Daily Seasonal/Technical Sector Trends for December 6th 2024

Unit	Seasonal	Until	Trend	Relative Strength	20 Day MA	Momentum	Tech Score	Prev. Score
XLK	Neutral	Apr 19	Up	Positive	Above	Up	6	
XLB	Positive	Jan.3	Neutral	Negative	Below	Down	-4	
XLI	Positive	Feb.20	Up	Negative	Below	Down	-2	
XLY	Positive	Jan.3	Up	Positive	Above	Up	6	
XLF	Neutral	July 7	Up	Negative	Above	Down	0	
XLE	Positive	Apr.3	Up	Negative	Below	Down	-2	
XLP	Neutral	Feb.16	Neutral	Neutral	Above	Down	0	
XLU	Neutral	Feb.6	Up	Neutral	Above	Down	2	
XLV	Positive	Feb.2	Down	Negative	Below	Down	-6	
XLC	Neutral	Jan.8	Up	Positive	Above	Up	6	
XLRE	Positive	Apr.3	Up	Neutral	Below	Down	0	
TSX Financial	Neutral	July 12	Up	Neutral	Above	Up	4	
TSX Energy	Positive	Mar.7	Down	Negative	Below	Down	-6	
TSX Gold	Neutral	Dec.15	Down	Neutral	Above	Up	0	
TSX Tech	Positive	April 3	Up	Positive	Above	Up	6	
TSX B Metals	Positive	Jan.18	Neutral	Neutral	Above	Down	0	2

Green: Increase from previous day

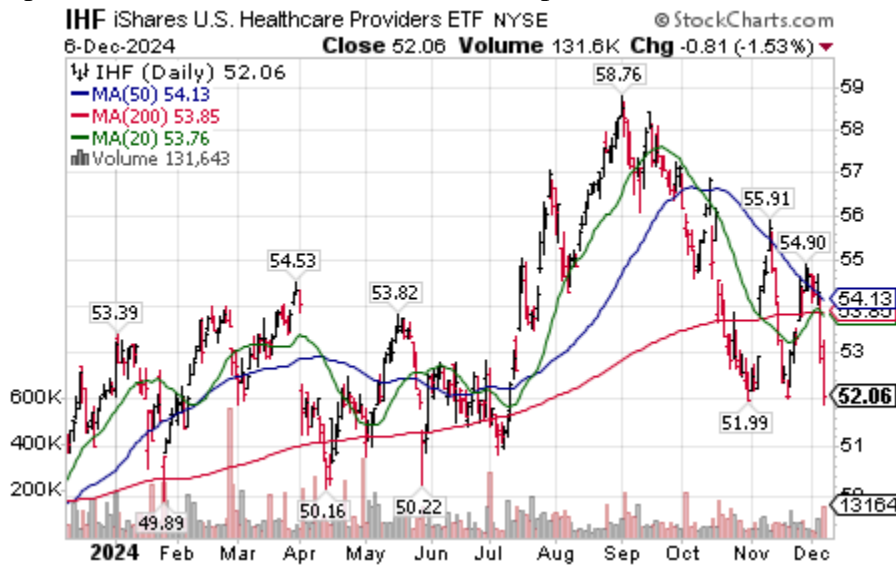
Red: Decrease from previous day

Changes Last Week

Index	Close	Change	Percent Change
SPX	6,090.27	86.29	1.44
TSX	25,691.80	43.80	0.17
INDU	44,642.52	631.87	1.44
COMPQ	19,859.77	641.60	3.34
TRAN	16,879.40	-739.23	-4.20
AORD	8,689.30	19.70	0.23
NIKK	39,091.17	742.11	1.94
IEV	54.97	0.96	1.78
FXI	30.77	0.50	1.65
EEM	43.85	0.97	1.32

Technical Notes for Friday

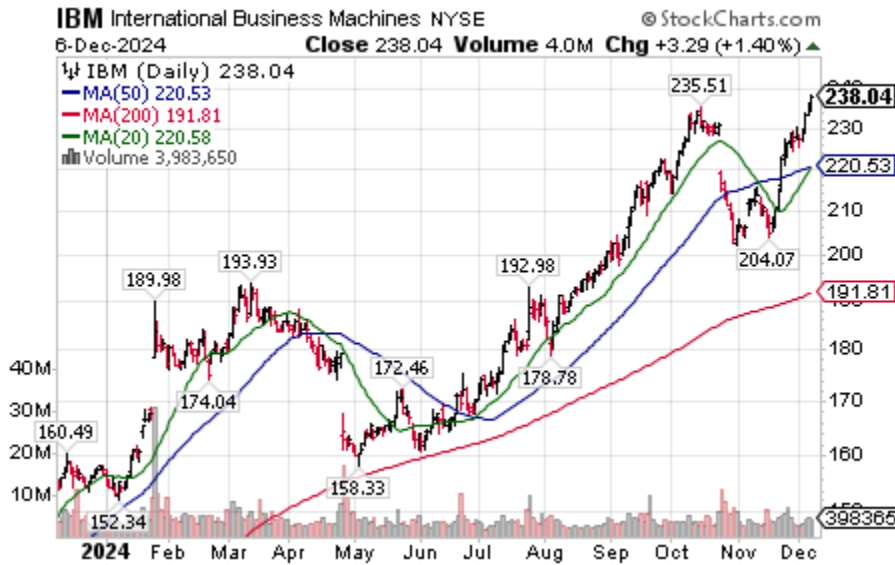
Healthcare Providers iShares \$IHF moved below \$51.99 extending an intermediate downtrend. Responded to murder of UnitedHealth Group's CEO



UnitedHealth Group \$UNH a Dow Jones Industrial Average stock moved below \$576.77 completing a double top pattern.



IBM IBM a Dow Jones Industrial Average stock moved above \$235.51 to an all-time high extending an intermediate uptrend.



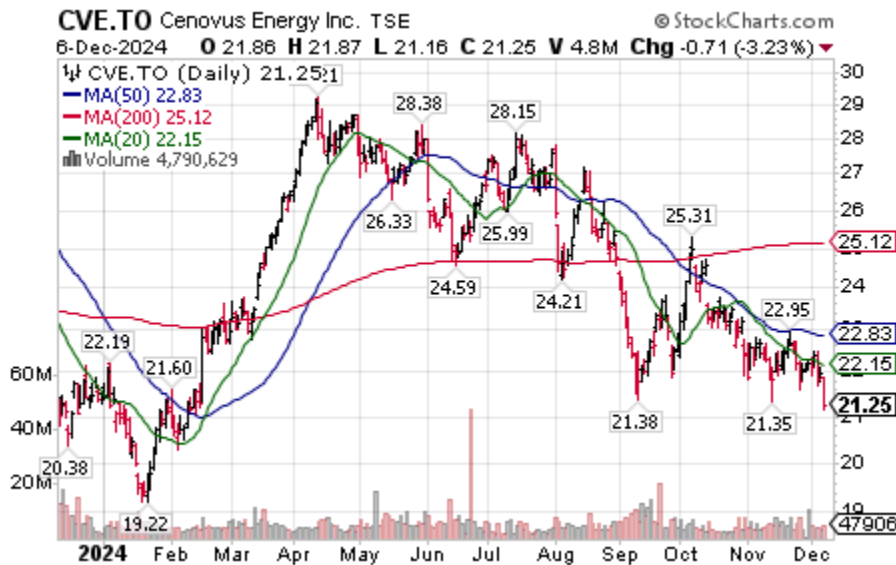
Diamondback Energy \$FANG a NASDAQ 100 stock moved below \$204.07 extending an intermediate downtrend.



Emera \$EMA.TO a TSX 60 stock moved above Cdn\$55.90 to an all-time high extending an intermediate uptrend.



Cenovus \$CVE.TO a TSX 60 stock moved below Cdn\$21.35 extending an intermediate downtrend.



S&P 500 Momentum Barometers



The intermediate term Barometer dropped 0.80 on Friday and 12.60 last week to 58.40. It changed from Overbought to Neutral on a drop below 60.00. Daily trend is down.



The long term Barometer dropped 1.20 on Friday and dropped 4.80 last week to 71.20. It remains Overbought. Daily trend is down.

TSX Momentum Barometers



The intermediate term Barometer dropped 8.22 on Friday and 8.22 last week to 56.62. It changed from Overbought to Neutral on a drop below 60.00.



The long term Barometer dropped 3.65 on Friday 4.56 last week to 70.78. It remains Overbought.

Tech Talk is a free service offered each business day at www.timingthemarket.ca

Disclaimer: Seasonality ratings and technical ratings offered in this report and at www.equityclock.com are for information only. They should not be considered as advice to purchase or to sell mentioned securities. Data offered in this report is believed to be accurate, but is not guaranteed